


# 34ELF Series

Emergency Eyewash Mixing Valve

## LEAD FREE



Job Name:	
Job Location:	
Engineer:	
Contractor:	
Tag:	
PO#:	
Rep:	
Wholesale Dist.:	

### DESCRIPTION

The Apollo 34ELF Series Emergency Mixing Valves are designed to ensure safe and reliable delivery of tepid water to emergency eyewash / face wash fixtures. The device includes a patented temperature and flow control feature in the event of cold water, hot water and thermostatic element failures.

### FEATURES

- Patented Hot and Cold Water Supply Failure Protection (US Patent 6,926,205 B2)
- Tepid Water Temperature Limit Control
- Locking Handle for Tamper-Proof Protection
- Integral Inlet Check Valves and Strainers
- Superior Thermostatic Element Technology
- Thermostatic Element Over-Travel Protection
- 100% Factory Tested and Pre-Set To 85°F (29.4°C)
- In-Line Accessibility and Serviceability
- Corrosion, Dezincification and Scale Resistant Lead Free Materials
- **Made in USA - ARRA compliant**

### OPTIONS

- Size: 1/2" or 3/4"
- Inlets: FNPT or Solder
- Outlet: FNPT or Solder
- Rough Chrome Finish

### APPROVALS

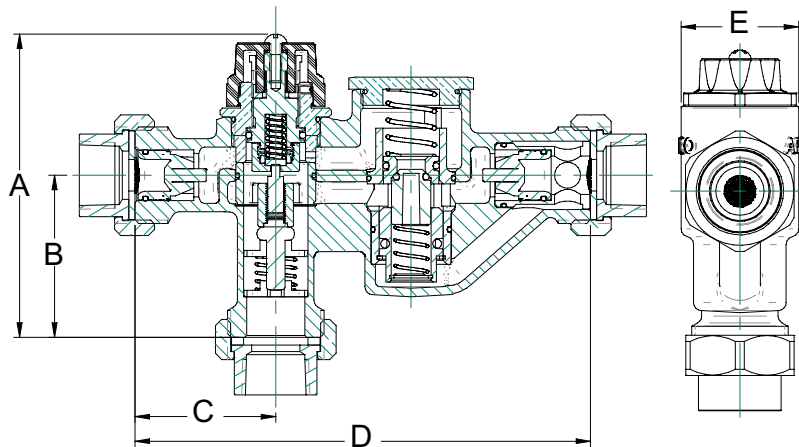
- ASSE 1071-2008 - Temperature Actuated Mixing Valves for Plumbed Emergency Equipment
- ANSI/ISEA Z358.1 2009- Emergency Eyewash & Shower Equipment
- NSF/ANSI 372 - Lead Free

### STANDARD MATERIALS LIST

<b>BODY</b>	ASTM B584 LF Bronze C89836
<b>SHUTTLE</b>	Noryl®
<b>THERMOSTAT</b>	Brass/Wax filled
<b>O-RING</b>	Chloramine Resistant EPDM
<b>SPRING</b>	ASTM A313 Stainless Steel
<b>CAP</b>	ABS Polymer
<b>MODULE COMPONENTS</b>	Noryl®

### DIMENSIONS

PART NUMBER	SIZE (IN.)	DIMENSIONS (IN.)					UNIT WT. (LB.)
		A	B	C	D	E	
34ELF103T	1/2" FPT	4.72	2.52	2.19	7.09	1.87	3.30
34ELF103S	1/2" SOLDER	4.72	2.52	2.19	7.09	1.87	3.30
34ELF104T	3/4" FPT	4.72	2.52	2.19	7.09	1.87	3.30
34ELF104S	3/4" SOLDER	4.72	2.52	2.19	7.09	1.87	3.30



\*LEAD FREE: The wetted surfaces of this product shall contain no more than 0.25% lead by weighted average. Complies with Federal Public Law 111-380. ANSI 3rd party approved and listed.

# 34ELF Series

Emergency Eyewash Mixing Valve

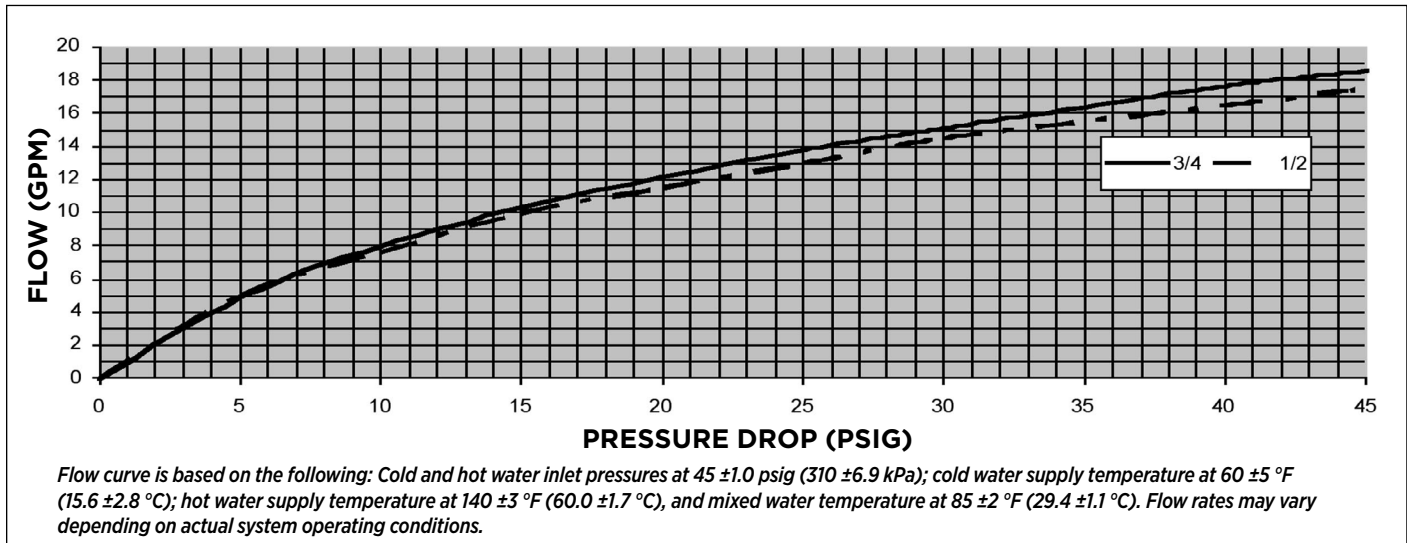
## LEAD FREE

### PERFORMANCE RATING

- Maximum Working Pressure: 150 psig (1034 kPa)
- Hot Water Inlet Temperature Range: 120 - 180 °F (49 - 82 °C)
- Cold Water Inlet Temperature Range: 40 - 70 °F (4.4 - 21 °C)
- Tepid Water Temperature Adjustment Range: 65 - 95 °F (18.3 - 35 °C)
- Mixed Water Temperature Tolerance: ±5 °F (±2.8 °C)
- Max. Flow Rate @ 30 psi (207 kPa) Differential: 15 GPM (56.8 LPM)
- Cold Water Bypass @ 30 psi (207 kPa) Differential: 13.5 GPM (51 LPM)
- Minimum Flow Rate: 1.5 GPM (5.6 LPM)

(Note: The cold water supply shall be at least 20 °F (-6.7 °C) lower than the outlet water temperature setting)

### FLOW CURVES



### 34ELF TYPICAL INSTALLATIONS:

- Note: Piping and installation of the device must be in accordance to federal, state, and local plumbing codes.
- Note: If the valve is some distance from the hot water source, recirculation is required to keep the hot water supply temperature within the required operational limits

